JYC BATTERY MANUFACTURER CO.,LTD.

GP70-12 (12V70Ah)

General Series Battery

JYC General (GP) Series VRLA batteries are designed withAGM (Absorbent Glass Mat) technology,
High performance plates and electrolyte to give extra power output for common power backup system.
GP Series Batteries are the general purpose batteries with 10 years floating design life at 25℃
Meet with IEC, BS,JIS and Eurobat standard.UL(MH62092),CE approved.

Application

* Emergency Power System
* Communication equipment
* Telecommunication systems
* Uninterruptible power supplies
* Electric toy car and wheelchairs, etc.
* Power tools
* Alarm system
* Marine equipment
* Medical equipment
* Fire and Security System

General Features

* Heavy Duty Grid
* Mechanized assembly
* Non-spillable construction
* High Reliability and Stability
* Sealed and Maintenance-free
* Long Life and low self-discharge design

Construction

* Positive ..... Lead dioxide
* Electrolyte ..... Sulfuric acid
* Separator ..... Fiber glass
* Container ..... ABS(UL94-HB) / Flame Retardant ABS (UL94-V0)
* Negative ..... Lead
* Safety Valve ..... EPDR
* Terminal ..... Copper

Specification

Battery Model	Nominal Voltage		12V	
	Rated capacity (10 Hour rate)		70Ah	
	Cells Per battery		6	
Dimension	Length	Width	Height	Total Height
	260mm (10.24 inches)	169mm (6.65 inches)	210mm (8.26 inches)	214mm (8.42 inches)
Approx Weight	19.3kg(42.54lbs) ± 3%			
Capacity @ 25˚C (77 ˚F)	10 hour rate(7.5A,10.5V)	5 hour rate(12.93A,10.5V)	3 hour rate(18.79A,10.8V)	1 hour rate(42A,9.6V)
	70Ah	64.65h	56.37Ah	42Ah
Max.discharge current	700A (5 Sec.)			
Internal Resistance	Full charged at 25˚C (77˚F) : Approx 7.2mΩ			
Capacity affected by Temp.(10 HR)	40˚C (104˚F)	25˚C (77˚F)	0˚C (32˚F)	-15˚C (5˚F)
	102%	100%	85%	65%
Self Discharge @25˚C (77˚F)	After 3 months storage		After 6 months storage	After 12 months storage
	91%		82%	64%
Charge method @25˚C (77˚F)	Cycle Use		Float Use	
	14.40-15.00V (Initial charging current less than 21.0A)		13.60-13.80V	

Outer dimension (mm)

Terminal Type (mm)

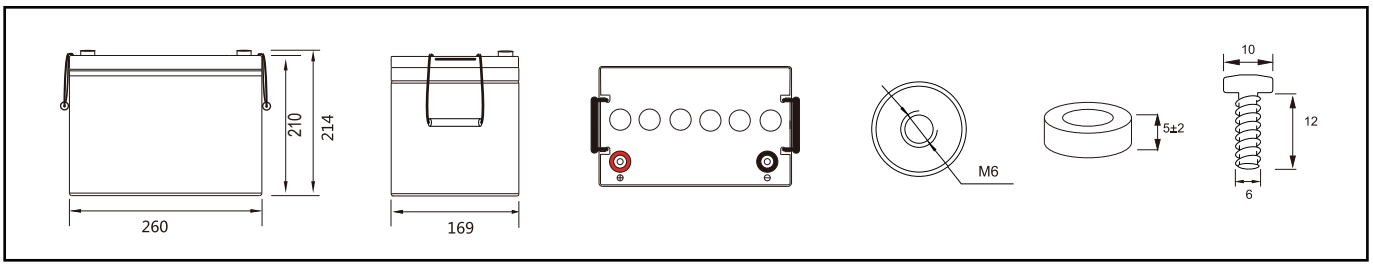

Constant Current(Amp) and Constant Power(Watt) Discharge Table at 25℃ (77˚F)

F.V/time	15MIN	30MIN	60MIN	90MIN	2HR	3HR	5HR	8HR	10HR	20HR
1.60V	119.000	76.000	42.000	30.739	26.909	19.168	13.081	8.919	7.263	4.088
	229.670	151.392	83.790	61.377	53.840	38.352	26.173	17.846	14.533	8.179
1.67V	112.818	74.376	41.696	30.435	26.775	19.068	13.009	8.844	7.151	3.884
	217.909	148.232	83.188	60.784	53.617	38.220	26.076	17.732	14.337	7.786
1.70V	110.036	73.726	41.391	30.404	26.708	19.019	13.006	8.756	7.060	3.780
	212.700	146.942	82.681	60.748	53.505	38.134	26.077	17.564	14.163	7.583
1.75V	105.400	72.427	40.783	30.009	26.540	18.900	12.937	8.731	7.000	3.720
	203.949	144.457	81.667	60.017	53.160	37.913	25.952	17.528	14.053	7.468
1.80V	101.073	70.803	40.478	29.796	26.373	18.799	12.901	8.656	6.887	3.597
	195.879	141.282	81.159	59.740	52.835	37.731	25.892	17.390	13.836	7.227
1.85V	95.818	68.855	39.870	29.461	26.138	18.632	12.829	8.543	6.774	3.475
	185.887	137.493	80.058	59.216	52.388	37.432	25.773	17.180	13.623	6.988

Note: The above datas are average values. (Edition 2020-05)

Discharge characteristic Curve

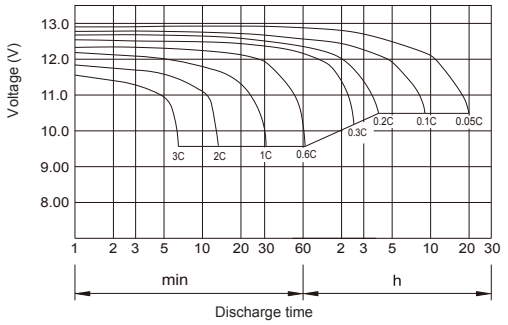

Cycle service life in relation to depth of discharge

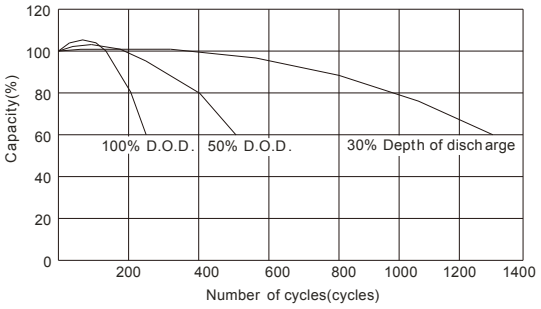

Relationship between charging voltage and temperature

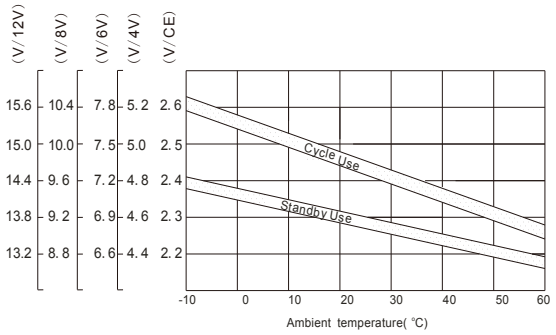

Constant voltage charging characteristic (0.25CA, at 25℃)

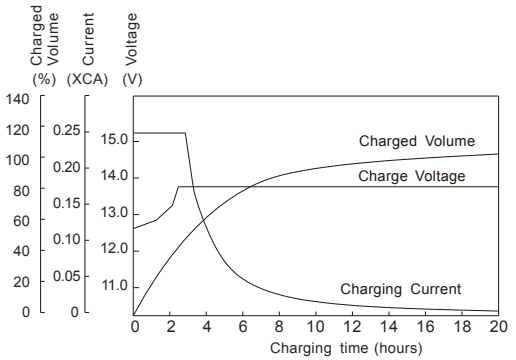

Temperature effects on float life

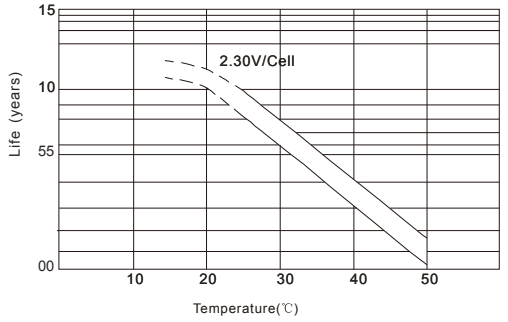

Self-discharge characteristic

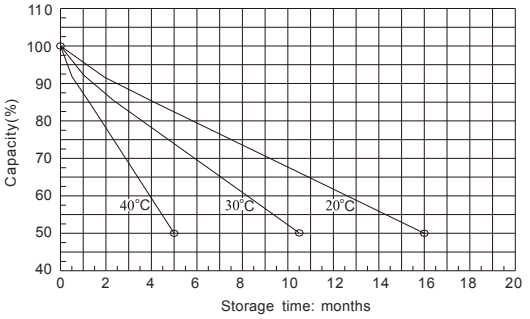

Life characteristics of standby use

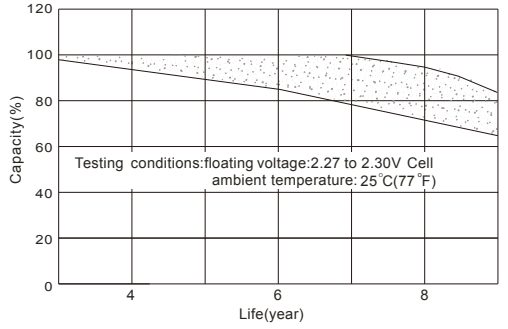
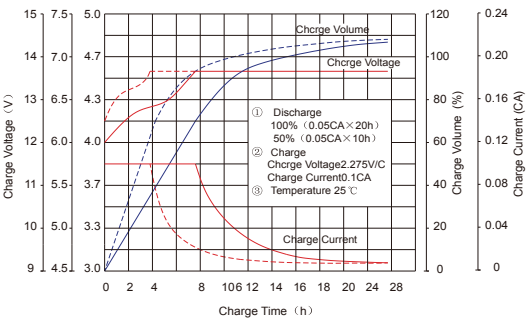
Charge characteristic Curve for standby use