

General Series Battery

JYC General (GP) Series VRLA batteries are designed with AGM (Absorbent Glass Mat) technology, High performance plates and electrolyte to give extra power output for common power backup system. GP Series Batteries are the general purpose batteries with 5 years floating design life at 25 °C Meet with IEC, BS, JIS and Eurobat standard. UL(MH62092), CE approved.

Application

- * Emergency Power System
- * Communication equipment
- * Telecommunication systems
- * Uninterruptible power supplies
- * Electric toy car and wheelchairs, etc.
- * Power tools
- * Alarm system
- * Marine equipment
- * Medical equipment
- * Fire and Security System



General Features

- * Heavy Duty Grid
- * Mechanized assembly
- * Non-spillable construction
- * High Reliability and Stability
- * Sealed and Maintenance-free
- * Long Life and low self-discharge design

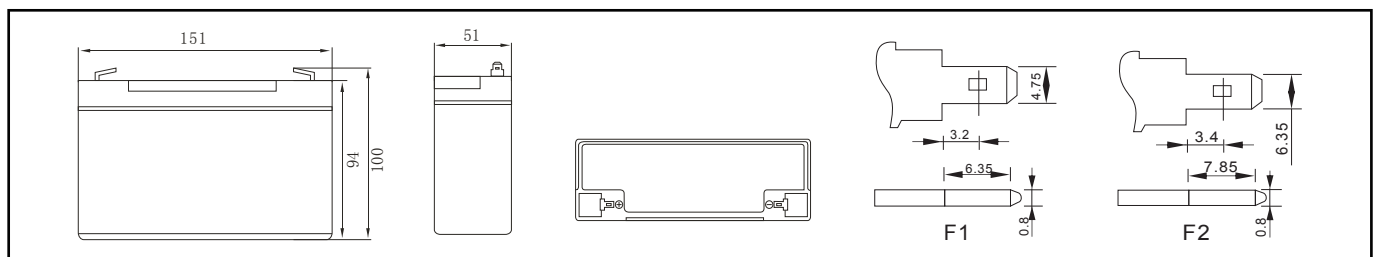
Construction

- * Positive Lead dioxide
- * Electrolyte Sulfuric acid
- * Separator Fiber glass
- * Container ABS(UL94-HB) / Flame Retardant ABS (UL94-V0)
- * Negative Lead
- * Safety Valve EPDR
- * Terminal Copper

Specification

Battery Model	Nominal Voltage		6V	
	Rated capacity (20 Hour rate)		10Ah	
	Cells Per battery		3	
Dimension	Length	Width	Height	Total Height
	151mm (5.94 inches)	51mm (2.00 inches)	94mm (3.70 inches)	100mm (3.94 inches)
Approx Weight	1.54kg(3.39lbs) ± 3%			
Capacity @ 25°C (77°F)	20 hour rate(0.5A,5.25V)	10 hour rate(0.9A,5.4V)	5 hour rate(1.7A,5.25V)	1 hour rate(6.0A,4.8V)
	10.0Ah	9.0Ah	8.5Ah	6.0Ah
Max. discharge current	150A (5 Sec.)			
Internal Resistance	Full charged at 25°C (77°F) : Approx 10.0mΩ			
Capacity affected by Temp.(20 HR)	40°C (104°F)	25°C (77°F)	0°C (32°F)	-15°C (5°F)
	102%	100%	85%	65%
Self Discharge @25°C (77°F)	After 3 months storage		After 6 months storage	After 12 months storage
	91%		82%	64%
	Cycle Use		Float Use	
Charge method @25°C (77°F)	7.25-7.50V (Initial charging current less than 3.0A)		6.75-6.90V	

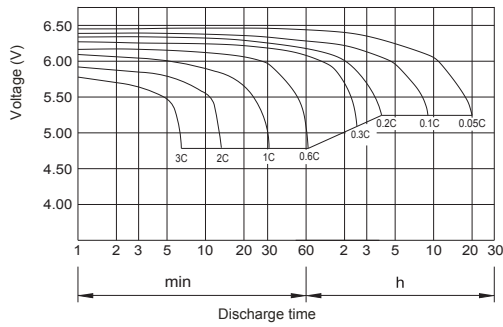
Outer dimension (mm)



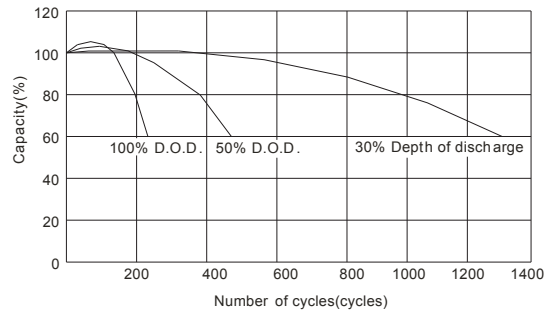
Terminal Type (mm)

Constant Current(Amp) and Constant Power(Watt) Discharge Table at 25°C (77°F)													
F.V.TIME		5min	10min	15min	30min	1 hr	2 hr	3 hr	4 hr	5 hr	8 hr	10 hr	20 hr
4.80V	A	36.00	22.60	17.50	11.50	6.00	3.50	2.58	2.07	1.75	1.16	0.95	0.52
	W	212.30	133.30	100.80	61.00	34.60	20.30	14.90	12.00	10.10	6.70	5.50	3.00
5.10V	A	33.00	22.10	16.10	10.90	5.63	3.36	2.50	2.00	1.72	1.14	0.93	0.50
	W	199.80	131.30	94.80	60.60	32.50	19.40	14.50	11.60	10.00	6.60	5.40	2.92
5.25V	A	30.60	21.10	15.00	10.60	5.45	3.29	2.46	1.90	1.70	1.13	0.92	0.50
	W	192.90	122.50	90.60	60.00	31.50	19.10	14.20	11.00	9.90	6.50	5.30	2.90
5.40V	A	27.90	20.20	14.00	10.10	5.27	3.21	2.42	1.87	1.63	1.10	0.90	0.49
	W	184.20	118.80	87.30	59.80	30.60	18.70	14.10	10.90	9.50	6.30	5.20	2.83
5.55V	A	24.10	19.00	13.00	9.40	5.08	3.13	2.29	1.83	1.55	1.07	0.88	0.48
	W	143.50	114.80	83.10	59.40	30.20	18.50	13.60	10.80	9.30	6.00	5.10	2.81

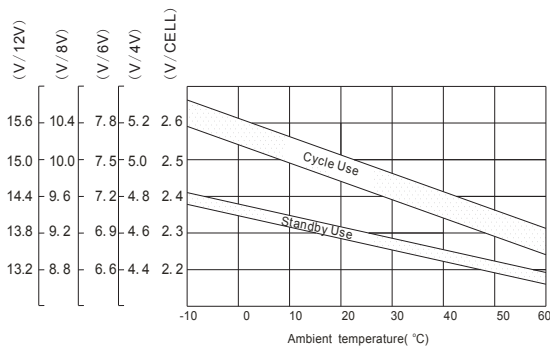
Discharge characteristic Curve



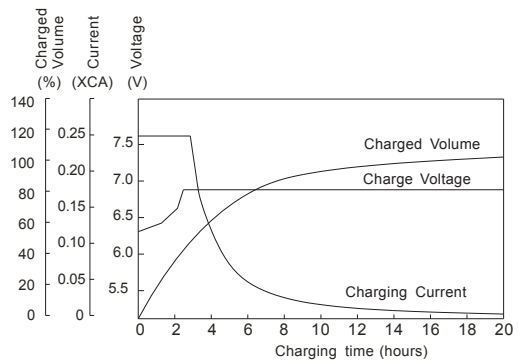
Cycle service life in relation to depth of discharge



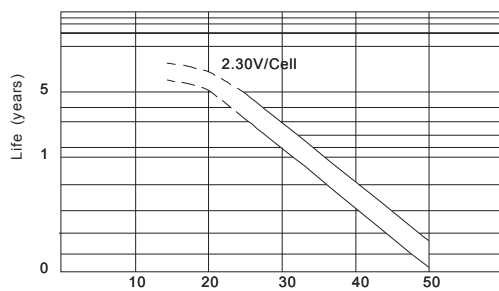
Relationship between charging voltage and temperature



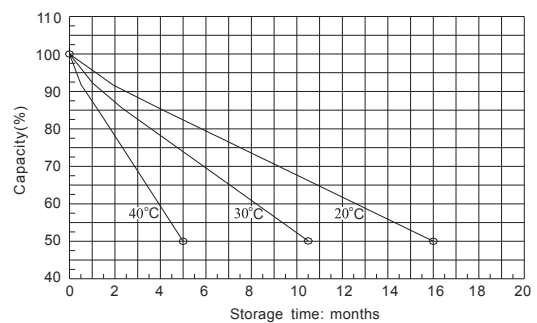
Constant voltage charging characteristic (0.25CA, at 25°C)



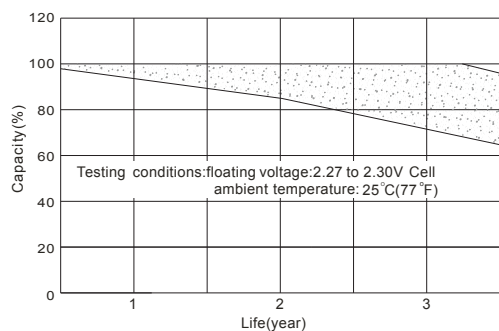
Temperature effects on float life



Self-discharge characteristic



Life characteristics of standby use



Charge characteristic Curve for standby use

